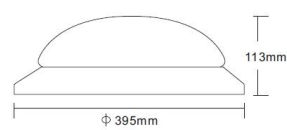
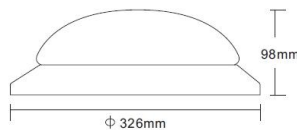
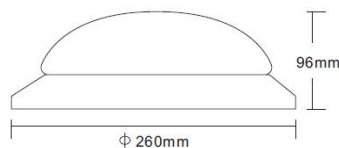
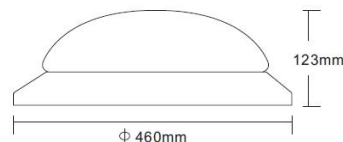


## 1. Product dimension:

SS-OYL-260,326,395,460mm-24P,36P,48P,60P-12.5W,18.5W,25W,31.5W



| Model                       | Diameter(mm) | Height(mm) |
|-----------------------------|--------------|------------|
| SS-OYL-260mm-24P-12.5W-SMD  | 260          | 96         |
| SS- OYL-326mm-36P-18.5W-SMD | 326          | 98         |
| SS-OYL-395mm-48P-25W-SMD    | 395          | 113        |
| SS-OYL-460mm-60P-31.5W-SMD  | 460          | 123        |



## 2. Key features

It is a decorative surface luminaire using high quality Samsung 0.5W SMD LEDs as lighting source and high frequency driver in all models, suitable for wall and ceiling mounting. The aluminum base is supplied complete in a variety of finishes. The diffuser is attached using a twist and lock type, made by a high grade of PMMA that meets the IK 08 5J standard. Ceiling light with Dimmable and Microwave sensor function is available.

Input: AC110-240V 50/60Hz

Light Source: Samsung 0.5W SMD LED

PF>0.9

Conversion Efficiency>85%

Beam angle: 120°

Color Rendering Index: CRI>75

CCT : cool white : 6000-6500K , Commercial white : 4000-4500K , warm white : 2800-3300K

### Mechanical Characteristics:

Material: Copper PCB, Aluminum base , PMMA cover ,

White or Satin finish base available

Working temperature: 55 degrees Celsius at room temperature 25 degree Celsius

Ambient temperature: -20~50 degrees Celsius

## 3. Specification

Input voltage: 110~240VAC

Power Factor:>0.9

Beam angle: 90-100°

CRI:>75Ra

| Model                      | LED                     | Wattage | Colour Temperature:        | Lumens           | Size    |
|----------------------------|-------------------------|---------|----------------------------|------------------|---------|
| SS-OYL-260mm-24P-12.5W-SMD | 24Pcs SAMSUNG 5730 LEDs | 12.5W   | 2800K-3300K<br>6000K-6500K | 650Lm<br>850Lm   | Ø 260mm |
| SS-OYL-326mm-36P-18.5W-S   | 36Pcs SAMSUNG 5730 LEDs | 18.5W   | 2800K-3300K<br>6000K-6500K | 1004Lm<br>1300Lm | Ø 326mm |
| SS-OYL-395mm-48P-25W-SMD   | 48Pcs SAMSUNG 5730 LEDs | 25W     | 2800K-3300K<br>6000K-6500K | 1200Lm<br>1500Lm | Ø 395mm |
| SS-OYL-460mm-60P-31.5W-SMD | 60Pcs SAMSUNG 5730 LEDs | 31.5W   | 2800K-3300K<br>6000K-6500K | 1800Lm<br>2100Lm | Ø 460mm |

#### 4. Technical information

#### 5. Application information

1. Replacement for traditional recessed lights
2. Ceiling light
3. Shopping center
4. Walkway
5. Hotel
6. Restaurant
7. Entertainment places
8. Display case
9. Museum
10. Household
11. Entertainment places

#### 6. Package & Certification

| Model                      | Net Weight : (KG) | Volumetric weight(KG) | Inner Box Size: (mm) | Carton Size: (mm)  | Quantity per Carton | Gross Weight Per Carton | Volumetric weight per carton(kg) |
|----------------------------|-------------------|-----------------------|----------------------|--------------------|---------------------|-------------------------|----------------------------------|
| SS-OYL-260mm-24P-12.5W-SMD | 0.45              | 2.15                  | 32×10.5×32           | 65.5×54.5×33       | 10                  | 9.18                    | 23.6                             |
| SS-OYL-326mm-36P-18.5W-SMD | 0.73              | 3.18                  | 38×11×38             | 77.5×57×40         | 10                  | 12.72                   | 35.4                             |
| SS-OYL-395mm-48P-25W-SMD   | 0.89              | 4.65                  | 44×12×44             | 63.0 x 46.0 x 47.0 | 5                   | 8.44                    | 27.3                             |
| SS-OYL-460mm-60P-31.5W-SMD | 1.12              | 6.75                  | 50×13.5×50           | 71.0 x 52.5 x 52.5 | 5                   | 10.93                   | 39.2                             |

#### 7. Caution

Suitable for wall and ceiling mounting, indoor using only

Only to be installed with qualified electrician  
Kindly notice the power is off when installation  
Supplied with LED and power supply

## 8. Installation

